

## AWARDS & RECOGNITIONS

- 1 GREEN INDUSTRY LEVEL 4
- 2 THAILAND ENERGY AWARD 2019
- 3 THAILAND SUSTAINABILITY INVESTMENT (THSI) (2016 - 2022)
- 4 THAILAND BEST MANAGED COMPANIES AWARD 2023-2024
- 5 SET INDEX 2021 - 2023
- 6 CG SCORE 2018 - 2025
- 7 SUSTAINABILITY DISCLOSURE RECOGNITION 2021-2024
- 8 RISING STAR SUSTAINABILITY AWARDS
- 9 SET ESG Ratings " A "
- 10 Celebrated its 30th Anniversary



## BACKGROUND



UAC Global Public Company Limited was incorporated on June 28, 1995 and listed on Market for Alternative Investment (mai) on October 11, 2010 and was later listed on the Stock Exchange of Thailand (SET) in Petrochemicals & Chemicals Sector on February 19, 2020. The Company engaged in business of import and distribution of chemicals and equipment used in various industries, i.e. off-shore natural gas exploration and production, gas separation plant, oil refinery, upstream petrochemicals, engine oil lubricant manufacturing plant, polymer and plastic manufacturing plant, chemical industrial plant, power and utilities plant, and etc.

## VISION



The Company determines to be an environmental friendly operator of clean energy, petrochemicals and utilities and it shall maintain its national leadership and to be accepted at international level.

## MISSION



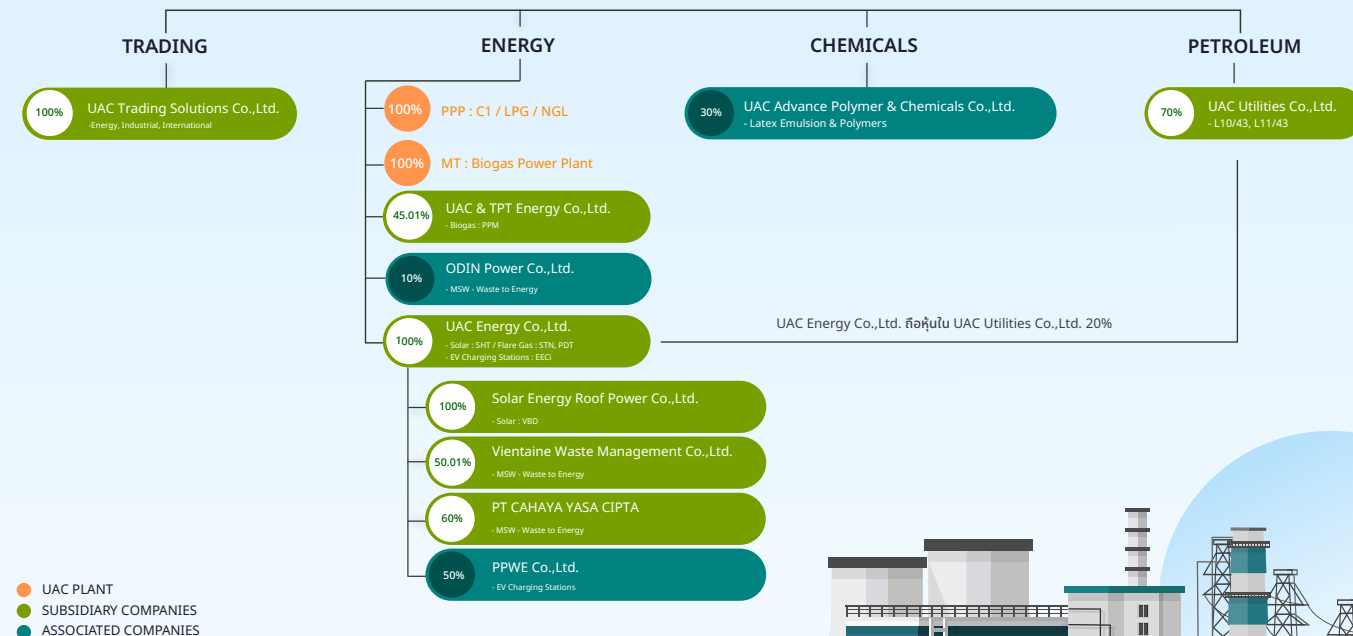
To determine to engage business in clean and environmental friendly energy, petrochemicals and utilities beneficially to the country, environment and society.

To operate business by adhering to corporate governance principles by treating business partners fairly, transparently and anti-corruption.

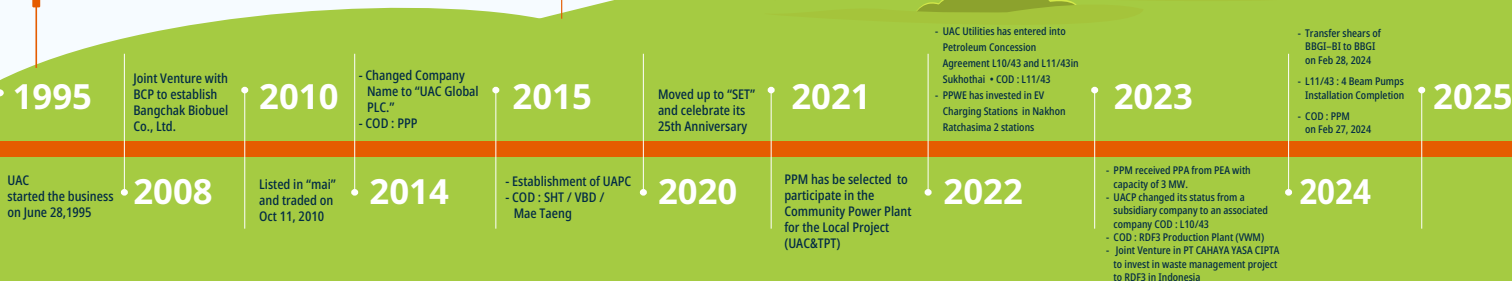
To be responsible to shareholders by adding values to business continually and creating stable returns to the shareholders in the long run.

To determine to become a happy organization by taking into consideration the fair working environment and compensation and promotion of career path of the employees.

## UAC GLOBAL PUBLIC COMPANY LIMITED



## COMPANY MILESTONE



# FACTSHEET Q3/2025



FOR  
SUSTAINABLE  
FUTURE

### UAC GLOBAL PUBLIC COMPANY LIMITED

1 TP&T Tower 19th Floor, Soi Vibhavadirangsit 19, Vibhavadirangsit Road, Chatuchak Sub-district, Chatuchak District, Bangkok Thailand.  
Office: 0-2936-1701 Fax: 0-2936-1700

### IR CONTACT

Email: [sajjaporn@uac.co.th](mailto:sajjaporn@uac.co.th)  
Website: [www.uac.co.th](http://www.uac.co.th)


### DISCLAIMER

The information contained herein does not purport to be all-inclusive or to contain all of the information that may be material to the recipient's decision. Each recipient of the information and data contained here in should perform its own independent investigation and analysis of the transaction and the creditworthiness of UAC. Reference in this Disclaimer to this shall include reference to the Appendices ( if any ) hereto.


PLANT PERFORMANCE & CAPACITY Q3/2025



**MAE TAENG**  
Electricity : 2,038 MWh.  
Capacity : 1.5 MW  
**PPM**  
Electricity : 1,090 MWh.  
Capacity : 1.5 MW.




**PPP**  
C1 : 761 Tons  
LPG : 376 Tons  
NGL : 33 Mill. Litre



**PRA DU THAO**  
Electricity : 879 MWh.  
**SAO THIAN - A**  
Electricity : 2,184 MWh.



**SAHATHAI**  
Electricity : 307 MWh.  
**VON BUNDIT**  
Electricity : 226 MWh.



**L10/43**  
Crude Oil : 9,327 bbl  
Associated Gas : 16 MMSCF  
**L11/43**  
Crude Oil : 12,682 bbl  
Associated Gas : 9 MMSCF

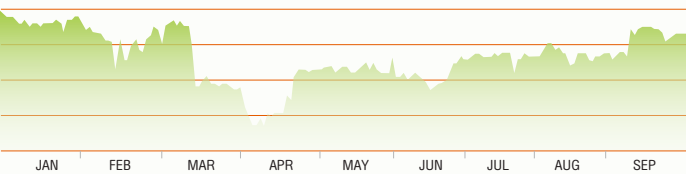


**VWM**  
RDF3 : 2,109 Tons  
**CYC**  
RDF3 : 4,210 Tons

FREE FLOAT

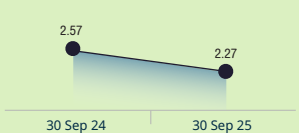
as of 12 November 2025

SET SYMBOL: **UAC**  
PAID-UP CAPITAL : **333.80** MB  
UAC PRICE : **2.74** THB  
NO. OF SHARES : **667.61** MB  
52-WEEK HIGH/LOW : **3.72 / 2.20** THB  
P/E RATIO : **12.47** Times  
PAR VALUE : **0.5** THB  
FREE FLOAT : **31.32** %  
MARKET CAP : **1,829.24** MB

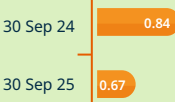


FINANCIAL RATIOS

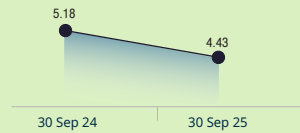
ROA (%)



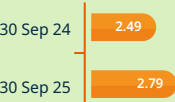
D/E (TIMES)



ROE (%)

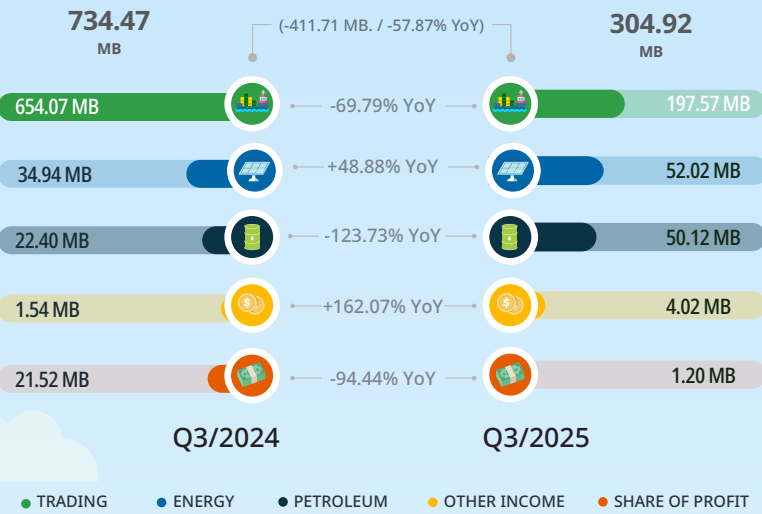


NET DEBT/EBITDA (TIMES)

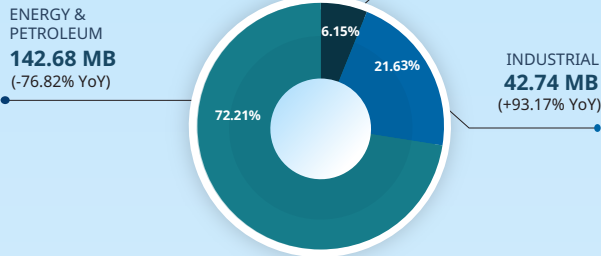


FINANCIAL HIGHLIGHTS

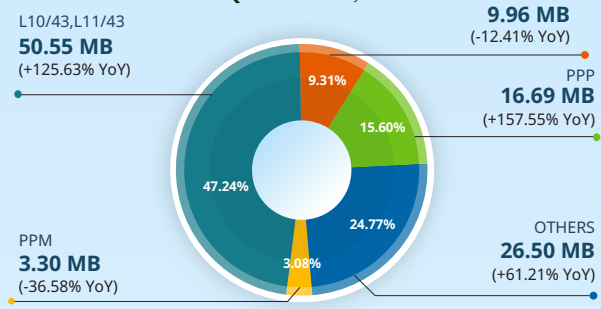
TOTAL REVENUE



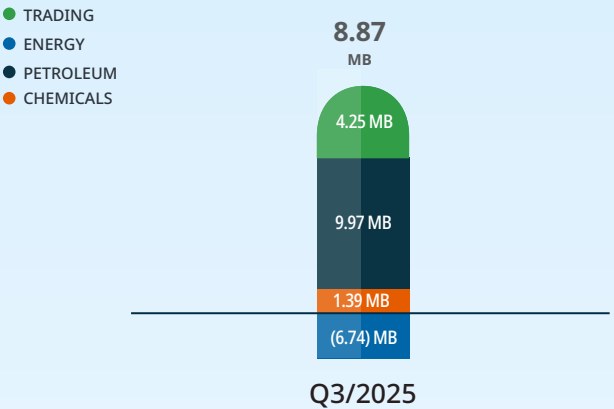
TRADING Q3/2025



MANUFACTURING Q3/2025

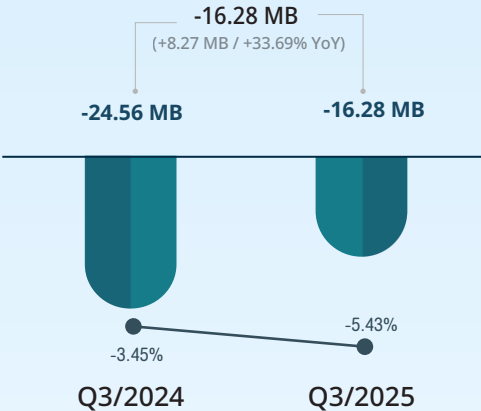


EBITDA

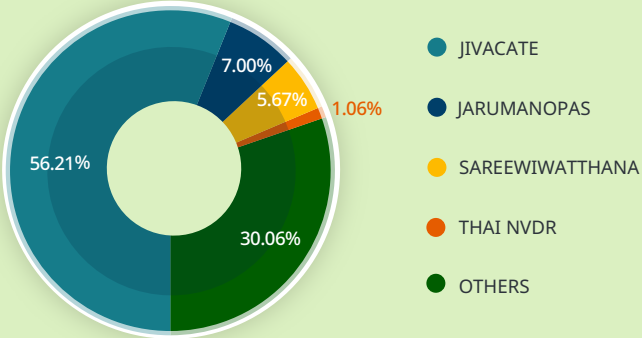


NET PROFIT (OWNERS OF PARENT)

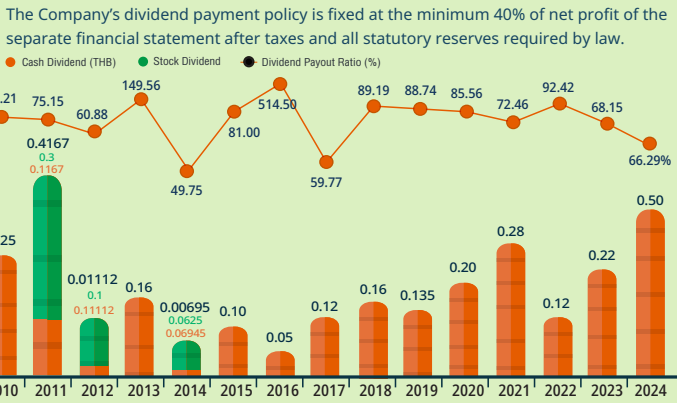
\* margin % from Total Revenue + share of profit from investment



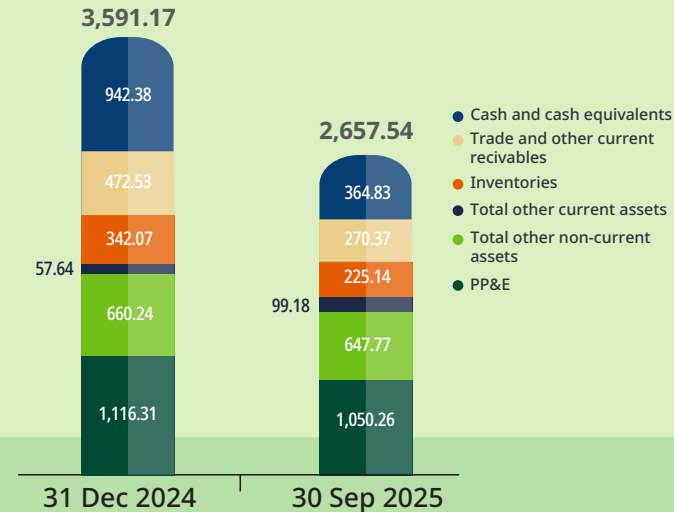
SHAREHOLDING STRUCTURE



DIVIDEND PAYMENT



ASSETS



LIABILITIES & EQUITY

